



US00D498534S

(12) **United States Design Patent**
Pedersen et al.

(10) **Patent No.:** **US D498,534 S**

(45) **Date of Patent:** **** Nov. 16, 2004**

(54) **HEARING AID**

(75) Inventors: **Søren Louis Pedersen**, Silkeborg (DK);
Jacob Leth Espersen, Aarhus C (DK);
Anders Geert-Jensen, Risskov (DK)

(73) Assignee: **Microsound A/S** (DK)

(**) Term: **14 Years**

(21) Appl. No.: **29/179,820**

(22) Filed: **Apr. 15, 2003**

(30) **Foreign Application Priority Data**

Oct. 16, 2002 (DK) DA 2002 00837

(51) **LOC (7) Cl.** **24-99**

(52) **U.S. Cl.** **D24/174**

(58) **Field of Search** D24/174, 173,
D24/106; 381/380, 328, 322, 329, 312;
181/130, 129; 370/216

(56) **References Cited**

U.S. PATENT DOCUMENTS

- 1,406,510 A * 2/1922 Weber 381/328
- 4,972,492 A * 11/1990 Tanaka et al. 381/328
- 5,048,092 A * 9/1991 Yamagishi et al. 381/328
- 5,664,104 A * 9/1997 Shinjo et al. 370/216

- D434,499 S * 11/2000 Borowsky D24/174
- D455,835 S * 4/2002 Anderson et al. D24/174
- 6,411,722 B1 * 6/2002 Wolf 381/380
- 6,668,064 B1 * 12/2003 Lin 381/328

* cited by examiner

Primary Examiner—Ian Simmons

(74) *Attorney, Agent, or Firm*—Cantor Colburn LLP

(57) **CLAIM**

The ornamental design for a hearing aid, as shown and described.

DESCRIPTION

FIG. 1 is a front view of a hearing aid, showing our new design including portions in dashed lines shown herein and throughout the figures to illustrate an environmental structure of the hearing aid, the dashed line portions shown throughout the figures forming no part of the claimed design;

FIG. 2 is a side view thereof taken from the right of FIG. 1;

FIG. 3 is a side view thereof taken from the left of FIG. 1;

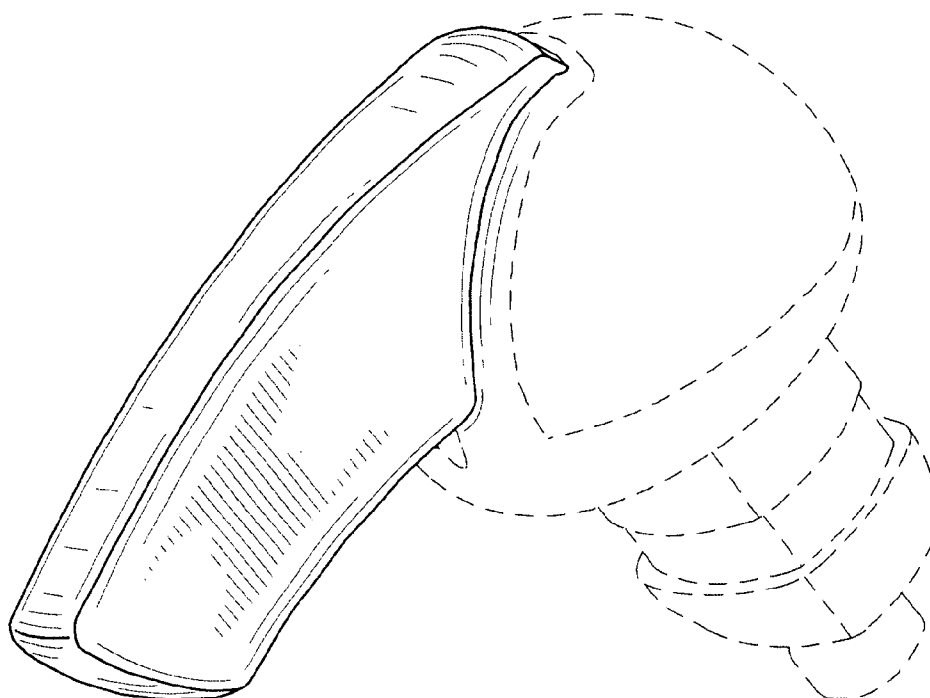
FIG. 4 is a bottom view thereof;

FIG. 5 is a top view thereof;

FIG. 6 is a rear view thereof; and,

FIG. 7 is a perspective view thereof.

1 Claim, 3 Drawing Sheets



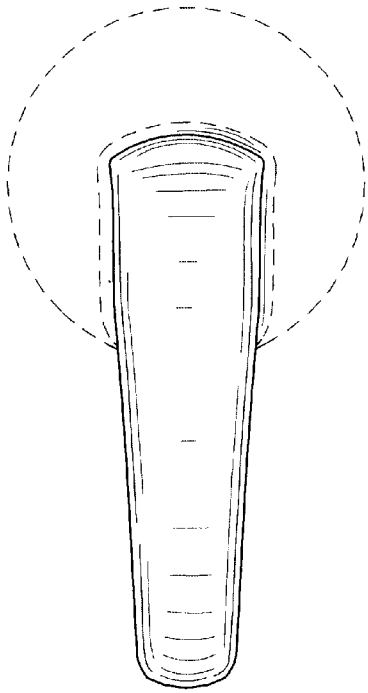


FIG. 1

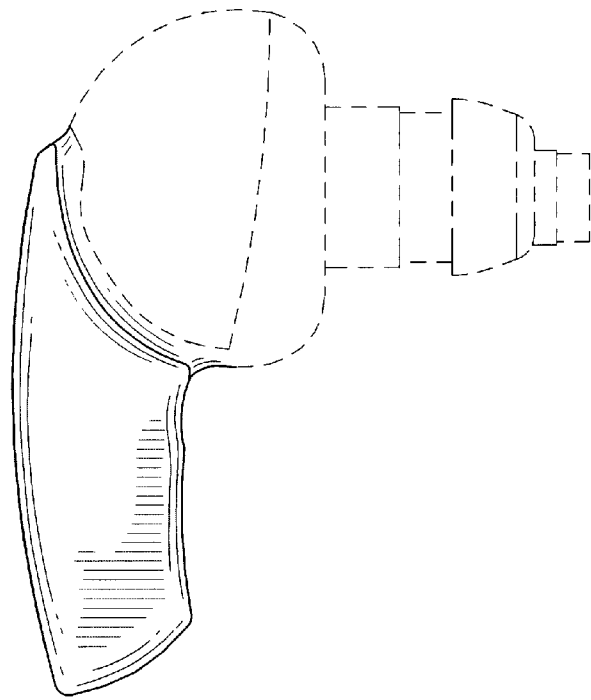


FIG. 2

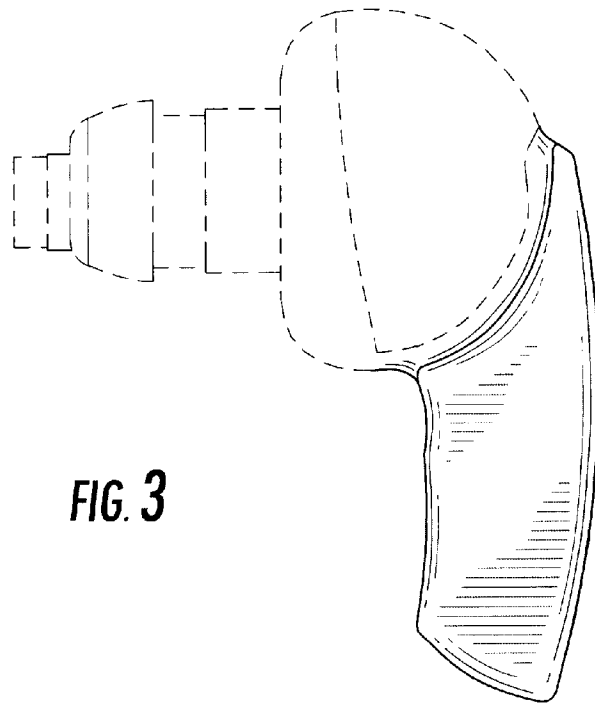


FIG. 3

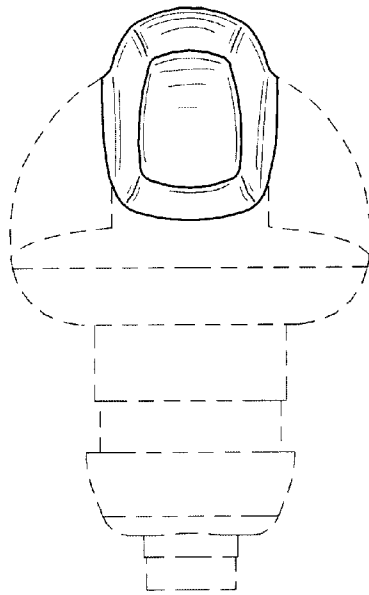


FIG. 4

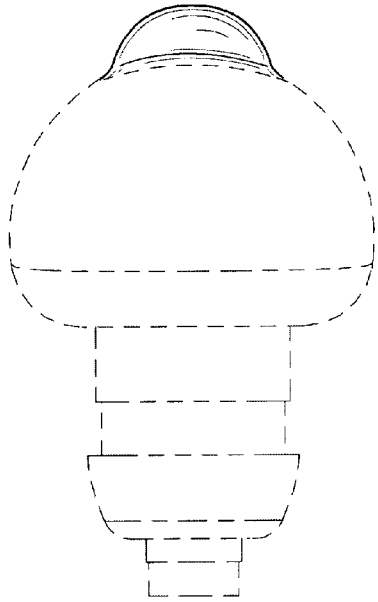


FIG. 5

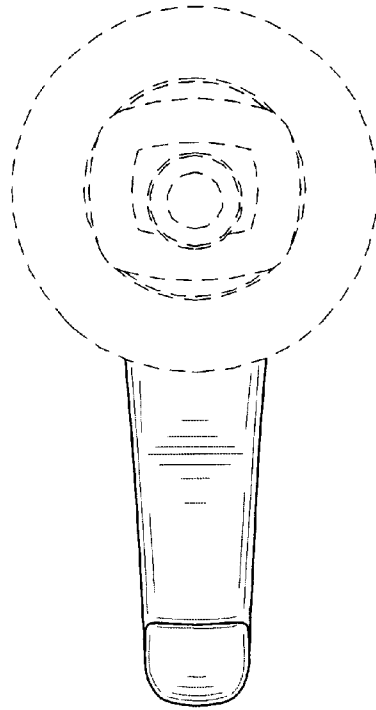


FIG. 6

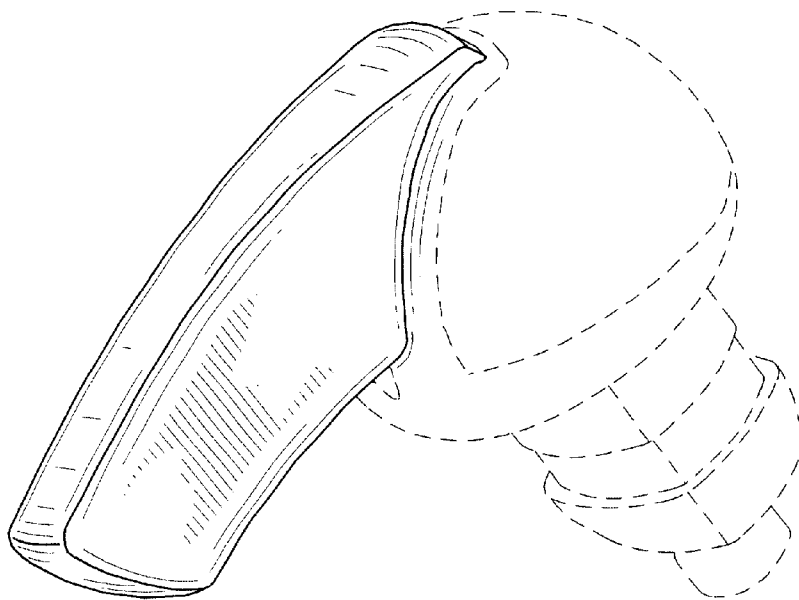


FIG. 7